

Happy Xmas (War Is Over)

by John Lennon & Yoko Ono

Arranged by Hiroshi Masuda

Musical notation system 1 (measures 1-4). Includes treble clef, key signature of two sharps (F# and C#), and guitar tablature for strings T, A, and B.

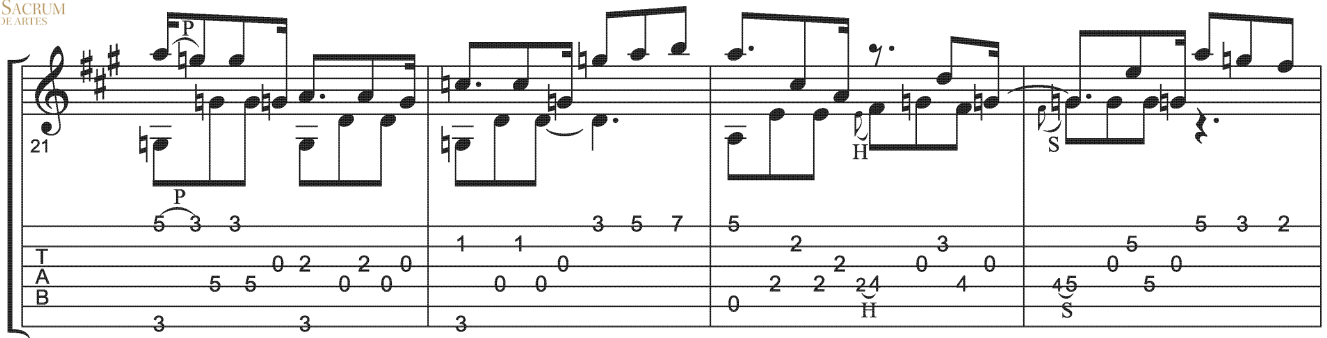
Musical notation system 2 (measures 5-8). Includes treble clef, key signature of two sharps, and guitar tablature for strings T, A, and B.

Musical notation system 3 (measures 9-12). Includes treble clef, key signature of two sharps, and guitar tablature for strings T, A, and B.

Musical notation system 4 (measures 13-16). Includes treble clef, key signature of two sharps, and guitar tablature for strings T, A, and B.

Musical notation system 5 (measures 17-20). Includes treble clef, key signature of two sharps, and guitar tablature for strings T, A, and B.

21



5 3 3 1 1 3 5 7 5 2 2 0 3 0 5 3 2

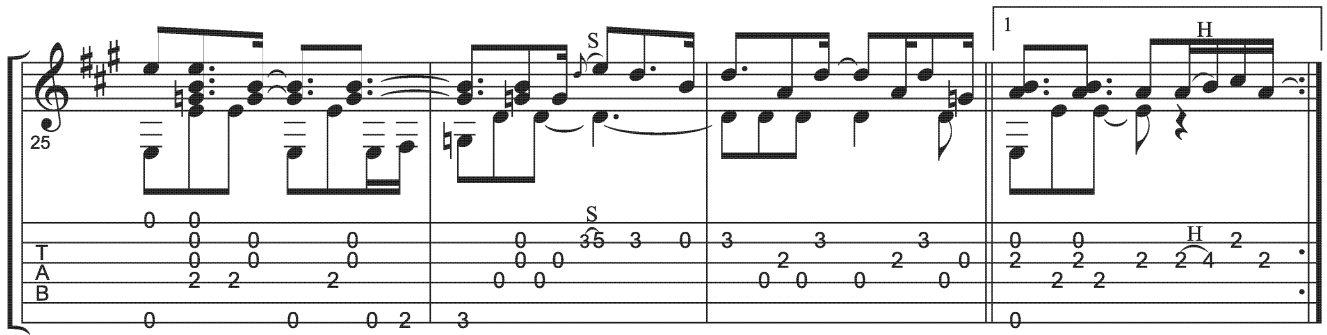
T 0 2 2 0 1 1 0 2 2 0 3 0 0 5 0

A 5 5 0 0 0 0 0 2 2 2 4 4 4 5 5 0

B 3 3 3 0 0 0 2 4 4 4 5 5 0

H H S

25



0 0 0 0 0 0 0 S 3 5 3 0 3 2 3 3 3 0 0 H 2

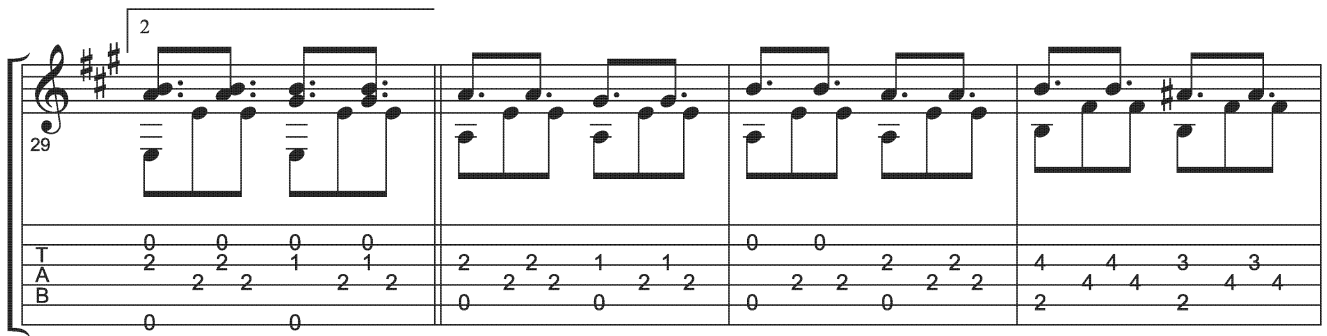
T 0 0 0 0 0 0 0 3 5 3 0 3 2 3 3 3 0 0 H 2

A 0 0 0 0 0 0 0 0 0 0 0 0 0 0 0 0 0 2 2 2 2 4 2

B 2 2 2 2 2 2 2 0 0 0 0 0 0 0 0 0 0 2 2 2 2 2 4 2

0 0 0 0 0 2 3 0

29




0 0 0 0 0 0 0 0 2 2 2 1 1 1 0 0 2 2 2 2 4 4 3 3 3 3

T 0 0 0 0 0 0 0 0 2 2 2 1 1 1 0 0 2 2 4 4 3 3 3 3

A 2 2 2 2 1 1 1 1 2 2 2 2 0 2 2 2 2 2 4 4 4 4 2 4 4

B 0 0 0 0 0 0 2 2 0 2 2 2 0 2 2 2 2 4 4 2 4 4

33




2 2 4 4 2 2 1 1 2 2 1 1 2 2 1 1 2 2 1 1 2 2 1 1 2 2

T 2 2 4 4 2 2 1 1 2 2 1 1 2 2 1 1 2 2 1 1 2 2 1 1

A 2 4 4 4 2 4 4 4 2 2 1 1 2 2 1 1 2 2 1 1 2 2 1 1

B 2 4 4 4 2 4 4 4 0 2 2 0 2 2 0 2 2 2 0 2 2 2 0 2 2 2

37



0 0 2 2 5 5 4 4 7 7 5 5 7 7 7 7 11 11 11 11

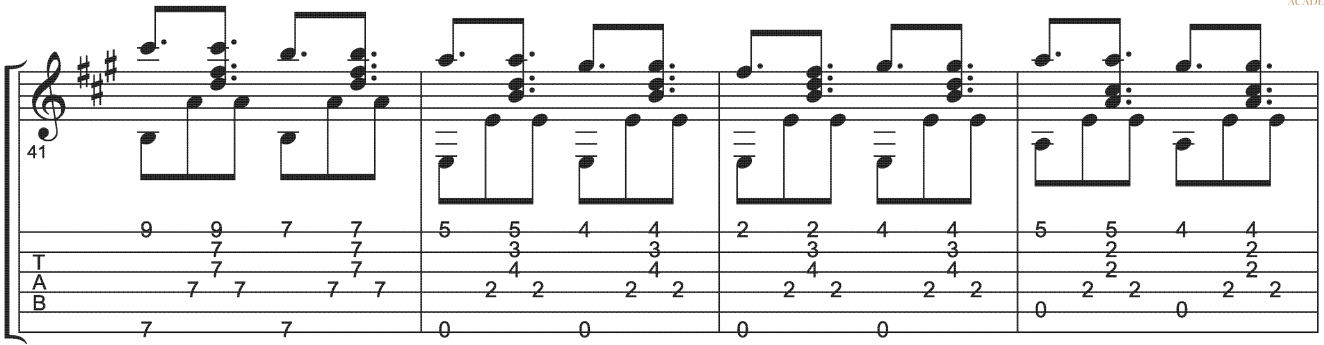
T 0 0 2 2 5 5 4 4 7 7 5 5 7 7 7 7 11 11 11 11

A 0 2 2 0 2 2 2 2 0 2 2 2 0 2 2 2 7 7 7 7 9 9 8 8 8 8

B 0 2 2 0 2 2 2 2 0 2 2 2 0 2 2 2 7 7 7 7 9 9 8 8 8 8

7 7

41




9 9 7 7 5 5 4 4 2 2 4 4 5 5 4 4

7 7 7 7 3 3 4 3 3 3 4 3 2 2 4 4

7 7 7 7 4 4 4 4 4 4 4 4 2 2 2 2

7 7 0 0 0 0

45




7 7 5 5 5 5 5 5 5 5 4 4 4 4 4 4

7 5 6 5 6 6 2 2 2 2 2 2 2 2 2

0 7 7 0 7 7 0 2 2 2 2 2 2 2

47




7 7 7 7 7 7 5 5 5 5 5 5 7 7 7 7 7 7

6 5 6 7 11 11 11 11 11 11 11 11 11

0 7 6 7 9 7 8 7 8

7

49




9 9 9 9 9 9 7 7 7 7 7 7 5 5 5 5 5 5 4 4 4 4 4 4

7 7 7 7 7 7 4 3 4 2

7 7 7 7 2 4 4 2

7 0

51




2 2 2 2 2 2 4 4 4 4 4 4 5 5 5 5 5 5 4 4 4 4 4 4

3 4 2 2 2 2 2 2 2 2 2 2

2 4 2 0 2 2 2 2

0 0 2 2



53

7 7 7 7 7 7 7 7 7 5 5 5 5 5 5 5 5 5 5

T
A
B

0 7 6 5 6 7

Repeat & fade out

Repeat the last tremolo section. If you are not familiar with tremolo, you can repeat the section from bar 38 to 45.